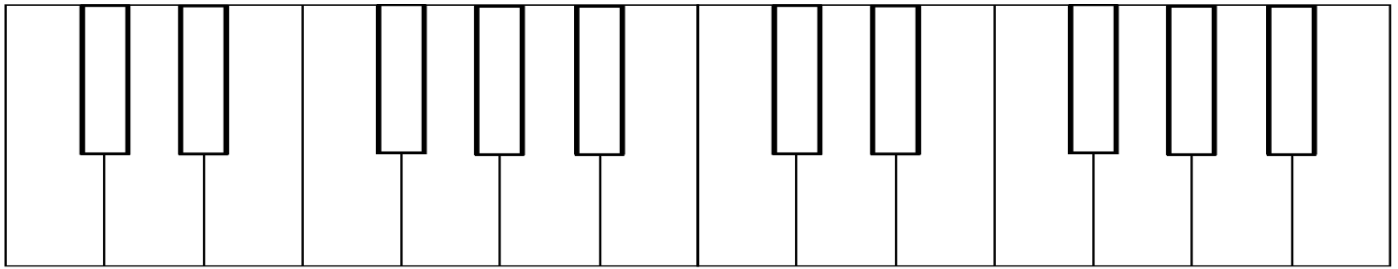


Bar Chord Exercises

Things That Make You Go Hm...
<http://mammothgardens.com>

June 20, 2018
Arranged for Ukulele
by Gary Jugert



Cmaj

♩ = 120

Chord	Diagram	Fret
C		0
C#		1
D		2
E♭		3
E		4
F		5
F#		6
G		7

Musical notation for measures 1-8, showing treble clef, 2/4 time signature, and tablature below.

Amaj


Musical notation for measures 9-16, showing treble clef, 2/4 time signature, and tablature below.









Fmaj

Musical notation for measures 17-24, showing treble clef, 2/4 time signature, and tablature below.

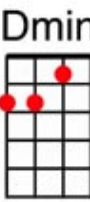
Bar Chord Exercises









Amin



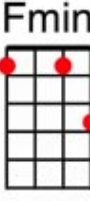
A m	B♭m	B m	C m	C♯m	D m	E♭m	E m
							
3	3 1 1 1	3 1 1 1	3 1 1 1 3fr.	3 1 1 1 4fr.	3 1 1 1 5fr.	3 1 1 1 6fr.	3 1 1 1 7fr.
25	26	27	28	29	30	31	32
0	1	2	3	4	5	6	7
0	1	2	3	4	5	6	7
2	3	4	5	6	7	8	9









Dmin




D m	E♭m	E m	F m	F♯m	G m	G♯m	A m
							
3 4 2	3 4 2 1	3 4 2 1	3 4 2 1 3fr.	3 4 2 1 4fr.	3 4 2 1 5fr.	3 4 2 1 6fr.	3 4 2 1 7fr.
33	34	35	36	37	38	39	40
0	1	2	3	4	5	6	7
1	2	3	4	5	6	7	8
2	3	4	5	6	7	8	9













Fmin



F m	F♯m	G m	G♯m	A m	B♭m	B m	C m
							
1 2 3	2 1 3 4	2 1 3 4 2fr.	2 1 3 4 3fr.	2 1 3 4 4fr.	2 1 3 4 5fr.	2 1 3 4 6fr.	2 1 3 4 7fr.
41	42	43	44	45	46	47	48
3	4	5	6	7	8	9	10
1	2	2	4	5	6	7	8
1	2	3	4	5	6	7	8


Edim




E dim	F dim	F♯dim	G dim	G♯dim	A dim	B♭dim	B dim	C dim	C♯dim	D dim	E♭dim
											
1 2	1 3 2 4	1 3 2 4	1 2	1 3 2 4	1 3 2 4	1 2	1 3 2 4	1 3 2 4	1 3	1 3 2 4	1 3 2 4
49	50	51	52	53	54	55	56	57	58	59	60
1	2	3	4	5	6	7	8	9	10	11	12
0	1	2	3	4	5	6	7	8	9	10	11
0	1	2	3	4	5	6	7	8	9	10	11

The diminished shape is the same for all chord names, and does not need to be played above the third fret ... unless you want!

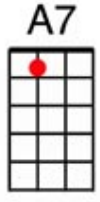
A7 Bb7 B7 C7 C#7 D7 Eb7 E7




61 62 63 64 65 66 67 68




A7



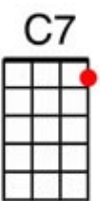
C7 C#7 D7 Eb7 E7 F7 F#7 G7




69 70 71 72 73 74 75 76




C7



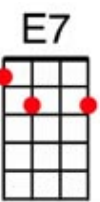
E7 F7 F#7 G7 G#7 A7 Bb7 B7



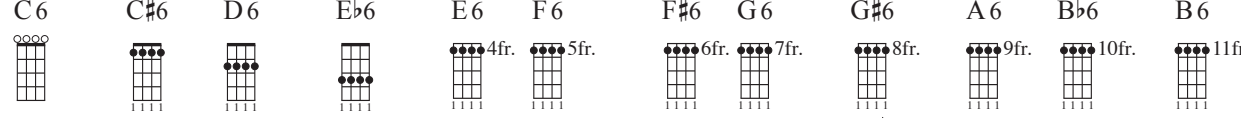
77 78 79 80 81 82 83 84




E7



C6 C#6 D6 Eb6 E6 F6 F#6 G6 G#6 A6 Bb6 B6



85 86 87 88 89 90 91 92 93 94 95 96



C6

